




Fact Sheet (1)

TRACE AND RIG BASICS



Promoting Pike Care & Conservation

Pike Anglers Club of Great Britain



Fact Sheet (1)

Trace and Rig Basics

Whenever you are fishing for pike a wire trace MUST be used. Even small pike have razor sharp teeth that will cut through ordinary nylon line. For the safety of the pike, should it swallow your bait a too deeply, your wire trace should be at least 18 inches long (45 cm) whenever bait or lure fishing. As you will see in the rig diagrams we show you here, we also recommend the use of a wire up-trace of at least 24 inches long (60 cm) to which you will attach your hook trace.

This up-trace will provide additional security and safety for the pike as on odd occasions your bait may tangle with the line immediately above the leger weight during the cast or when using live baits, these can often swim up towards the surface and should a pike take the bait at this point or with the trace tangled during the cast there is every chance the pikes teeth will cut through the nylon line, if you are using a wire up-trace this can be prevented!

With the ultra thin wire traces that are available today, there is no need to drop below 20lbs breaking strain. For speedy unhooking it is preferable that barbless, semi barbless or crushed barbed hooks are used when bait fishing. Always ensure the traces you use have good quality swivels to which you will attach your reel line, cheap swivels can break and a plain looped wire trace will cut through your line,

Although pike anglers are always dreaming up rigs to deal with specific situations or to overcome particular problems, there are a couple of simple rigs that are easy to set up without more than standard items of tackle and are both successful and safe for fishing for pike. They will almost certainly work well in most circumstances!

Two of these rigs involve the use of a float which will remove the immediate need for expensive bite alarms to detect any takes, you must however keep an eye on the floats!

(1) Float Paternoster Rig

The first rig (1) is a float paternoster which can be used with both dead and more usually live baits. The live bait is free to swim up and down and around enticingly with the up-trace providing a means of preventing a bite-off if the bait is taken whilst above the swivel of if tangled on the cast. The weight and float should be matched to the point where the weight is greater than the buoyancy of the float to ensure it stays where you cast it!

18" wire hook trace of 20lb BS wire and two size 10, 8 or 6 semi-barbed trebles

Live bait: 2 to 4 ounce roach or similar mounted from dorsal to pectoral roots for still water fishing

'Power Gum' stop knot and bead

Through the middle slider float to ideally suit bait size

Reel line of minimum 15lb BS mono or braid

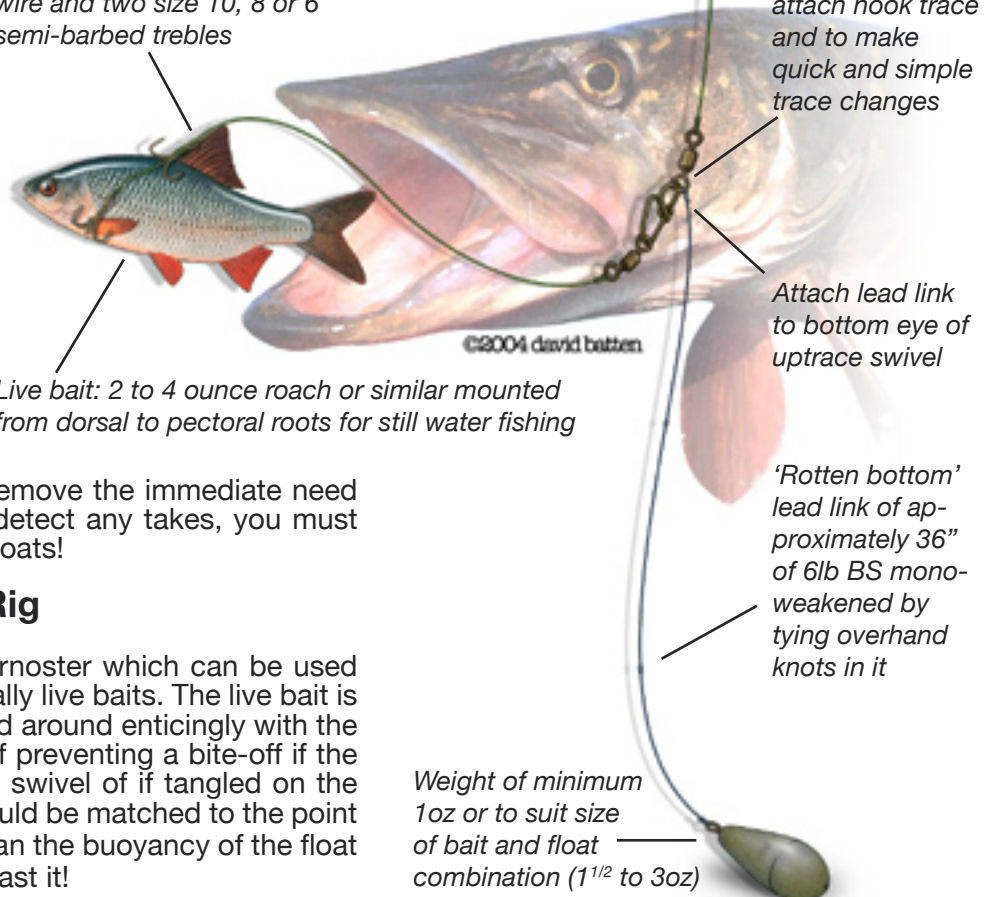
24" wire uptrace to prevent bite-off's if bait should tangle during cast or later

Link swivel to attach hook trace and to make quick and simple trace changes

Attach lead link to bottom eye of uptrace swivel

'Rotten bottom' lead link of approximately 36" of 6lb BS mono-weakened by tying overhand knots in it

Weight of minimum 1oz or to suit size of bait and float combination (1^{1/2} to 3oz)



©2004 david batten

Trace and Rig Basics

(2) Float Leger Rig

Keeping with the principle of keeping the rigs simple and retaining the optimum of safety for the pike the float leger rig illustrated incorporates both elements successfully and will provide the anglers using it with the ability to fish both live and dead baits successfully.


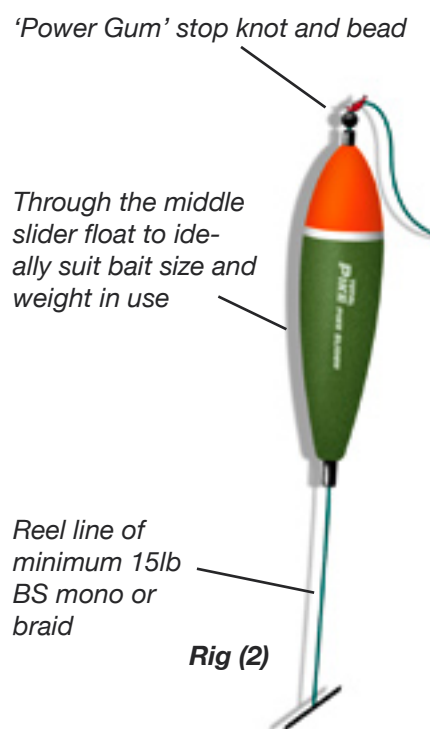
You will note that this rig incorporates an a 24 inch (60 cm) wire uptrace of at least 20lbs BS to again provide the security from bite-off's should the bait be taken whilst close to or tangled with the reel line above the leger weight should there be no wire uptrace in use. Whilst on many occasions the bait doe's not tangle or the bait is not taken whilst beside the reel line we recommend taking preventative action, as that one bite off you do eventually experience, will likely result in the pike suffering unnecessarily, so please do use one at all times.

The availability of large eye run rings from many tackle manufacturers make this rig practical as the ring is large enough to pass easily over the top uptrace swivel should there be a need to do so, it also retains the free running capabilities of the rig, allowing minimal resistance to a pike taking your hook bait. The leger weight and float should be balanced to the point where the weight is heavier than the floats bouyancy to keep the bait in place in choppy water and undertows.

(3) Leger Rig

By removing the float, the beads and the 'Powergum' stop knot from the float leger rig, as in (2), you can create a 'straight leger' rig. In very windy conditons or deep water that might make float legering difficult you may find this way of fishing will prevent the wind or undertow pulling your rig and bait away from the area you are trying to fish.

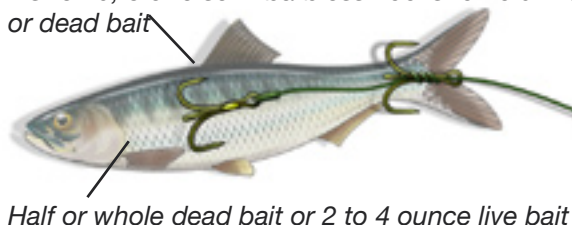
The leger weight can be increased to two or even three ounces, with no loss of sensitivity of the rig as despite the added security of the uptrace, it remains free running. If the bottom you are fishing over is snaggy you can add a short weak link of nylon between the swivel and bomb as was done in the float paternoster rig in (1) above.



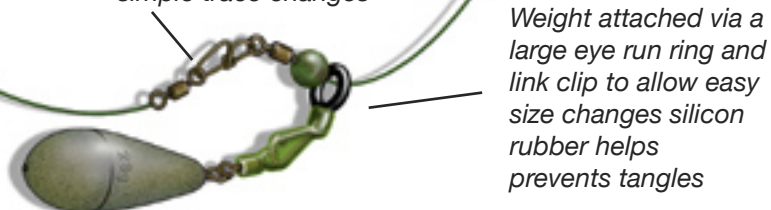
When fishing with such tackle always use a reliable drop off indicator to alert you that a pike has picked up your bait, combine this with an audible indicator (Optonic, Fox or Delkim type or Backbiter 'all in one butt indicator') for clear indication that should help prevent much of the opportunity for the bait to be swallowed before you are aware the bait has been taken.

Always use good strong wire traces of at least 20lb BS cabled wire and reel line of a minimum of 15lb BS mono or braid.

18 inch hook trace of minimum 20lbs BS wire with 2 size 10, 8 or 6 semi barbless hooks to hold live or dead bait



Link swivel to attach hook trace and to make quick and simple trace changes



Membership of PAC is open to all Pike anglers and can be obtained by writing to the Membership Secretary at the following email address or joining on-line using **PayPal**® by visiting the PAC website.

Email: pacmembers@btopenworld.com

www.pacgb.com

Benefits of Membership include:

- Local Organised Regional Meetings
- Organised-Restricted Access to top Venues
- 4 Top Quality magazines every year, containing superb articles from the members!
- 3rd Party Liability Insurance Cover for UK members!
 - Annual Conference
 - Plus much, much more!



JOIN US TODAY!